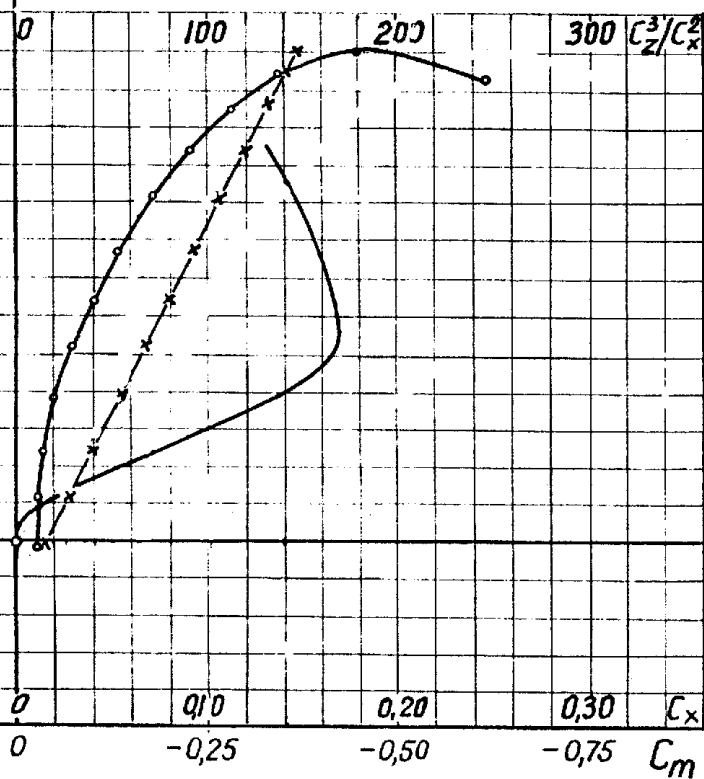
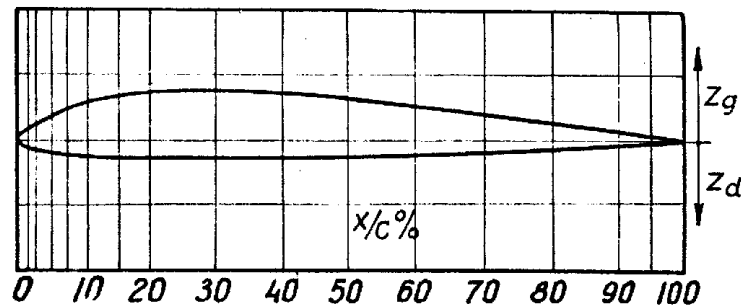
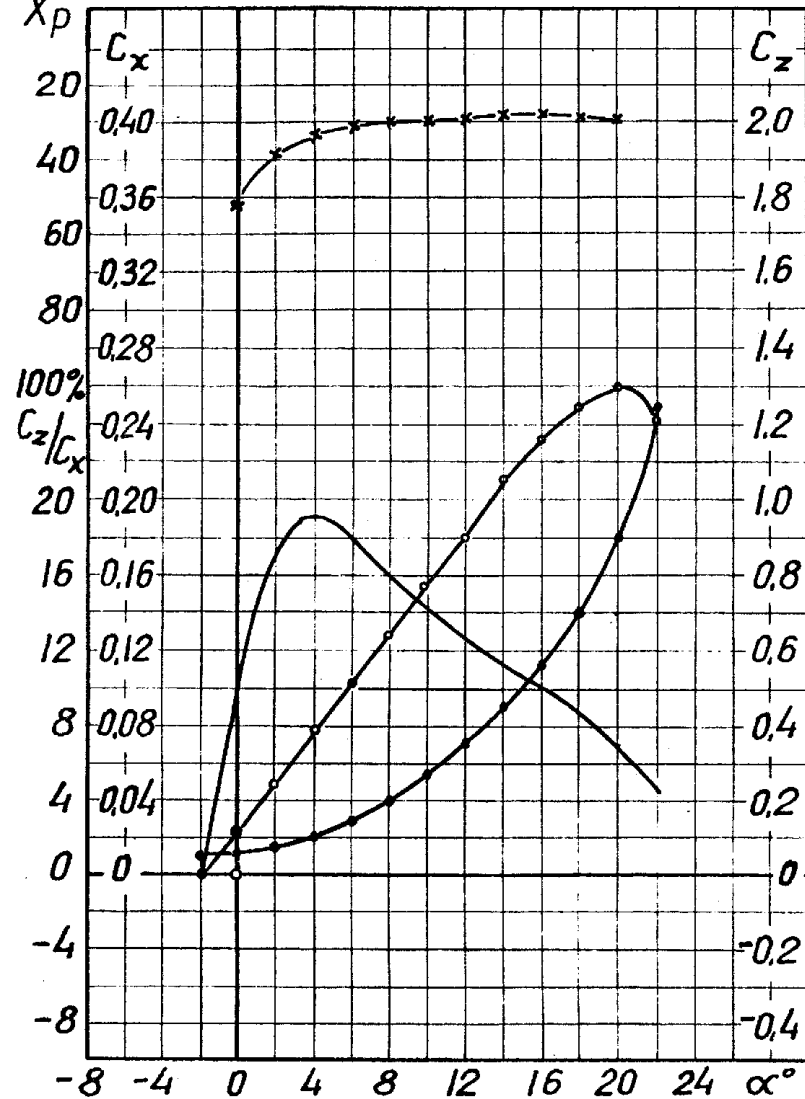


\bar{X}_p 

$x/c\%$	$z_g/c\%$	$z_d/c\%$
0	0	0
1	1,859	-0,899
2	2,687	-1,271
4	3,939	-1,608
6	4,851	-1,775
8	5,553	-1,878
10	6,127	-1,963
15	7,131	-2,060
20	7,665	-2,138
25	7,854	-2,142
30	7,843	-2,134
40	7,405	-2,006
50	6,550	-1,772
60	5,449	-1,488
70	4,220	-1,162
80	2,889	-0,807
90	1,474	-0,430
95	0,723	-0,219
100	0	0

Pomiar CAGJ - T-1.

Data - 32 r.

$C=300$ mm $\Lambda=5$

$V=41$ m/sec $p=1$ atm

$Re=2,21 \cdot 10^6$ $WT=2,6$

Profil CAGJ-P11-10%